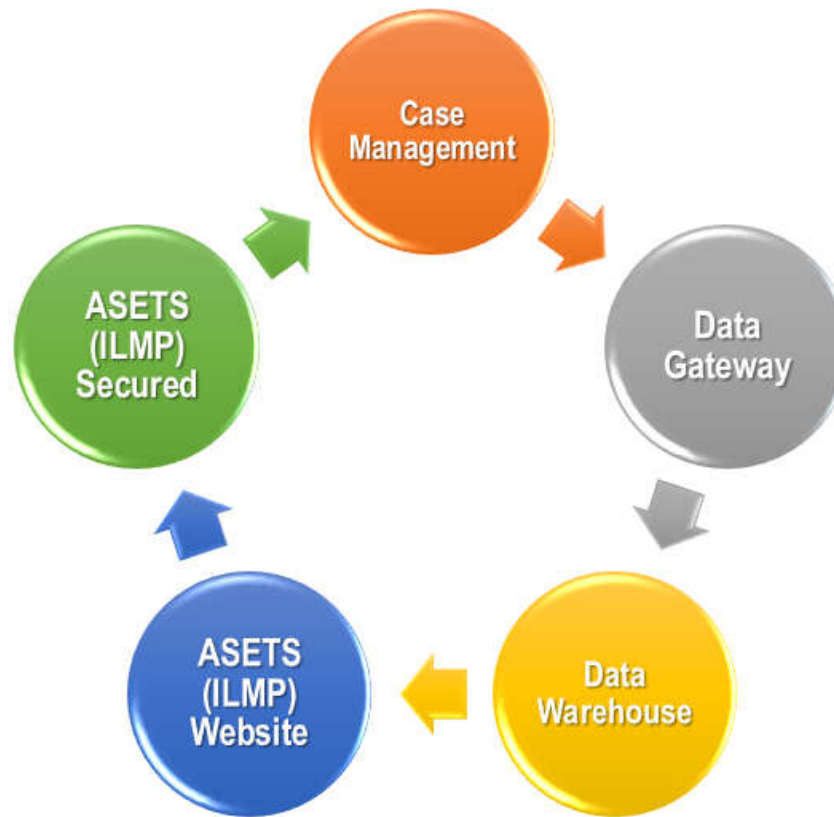




Overview of the ISET Program Data Cycle, Security, Tools and Interface

Indigenous Labour Market Programs Data Cycle





Case Management

Liz King, Advisor, Indigenous Affairs
Directorate, ESDC



Data Gateway: One & Two-way usage

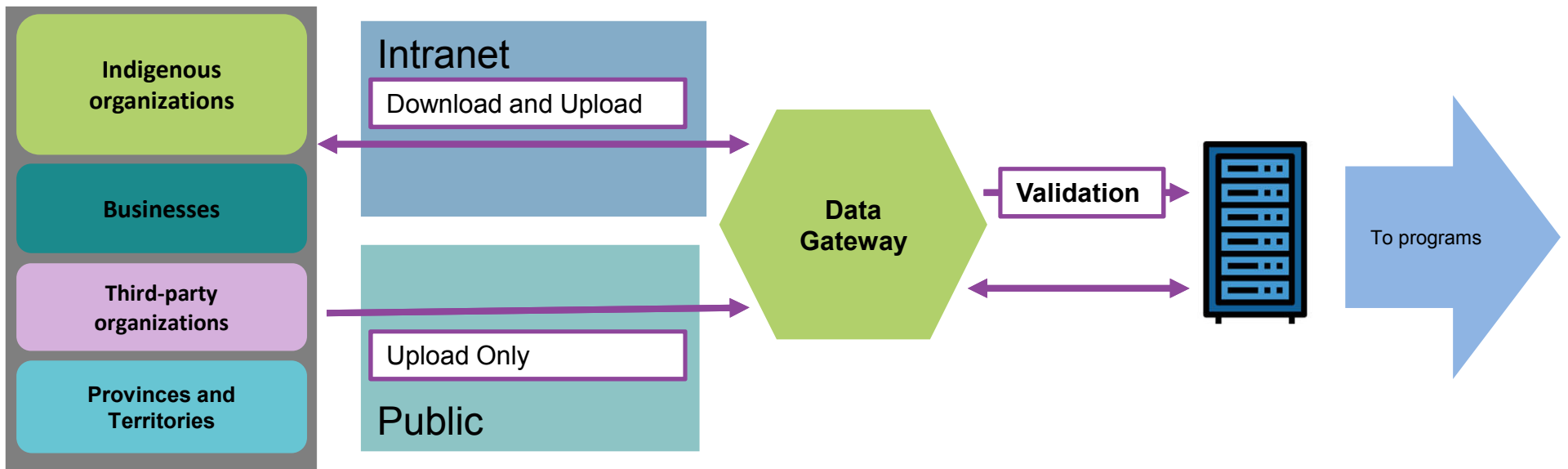
Martin Pregent, Team Lead, Senior Technical Analyst,
Client Service Solution and Solution Development IITB,
ESDC

Pierre Hotte, Manager, Client Service Solution and
Solution Development IITB, ESDC

Karen Luce, Business Expertise Consultant, Benefits
Delivery Services Branch, W-T Region, Service Canada

What is Data Gateway?

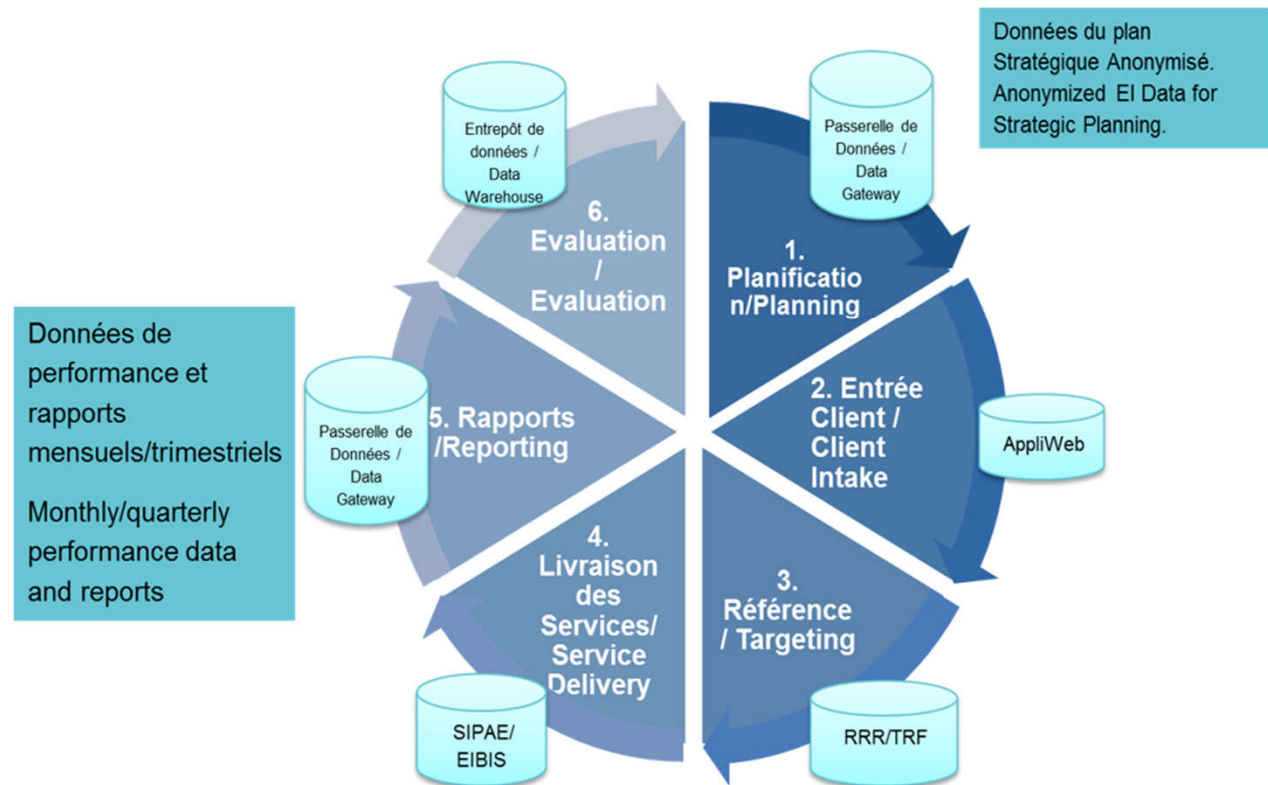
- **Data Gateway**
 - Allows secure file exchange (upload-download) for external partners with various government of Canada departments under an authorized information exchange agreement or program.



Why was it built?

To support the Indigenous and LMDA Agreement holders in the delivery of Back to work Measures

LMDA' s and Indigenous data lifecycle Cycle de vie des données autochtones et des EDMT



Data Gateway, more than document upload!




- **Secure and unified upload-download tool.**
- **Designation of authorized users to access upload-download for each program.**
- **Data Administration Management Network validation broker.**
- **File dispatcher.**
- **Partner Applications Messaging System (PAMS)**



Prerequisites of the Data Gateway download?



- **An ESDC Active Directory (AD) account along with an Entrust eGrid is required for external users who need to download files shared with them.**
- **AppGate connection with the AD Account and the eGrid will grant access to the secured intranet version of the Data Gateway web application.**
- **External users will be authenticated with the same AD Account credentials inside the Data Gateway.**



Data Gateway download functions



- GoC Data Gateway Administrators (and Managers) will share files with their external users for a specific data exchange program using the Data Gateway Administration application.
- Multiple files can be shared to one or several users of a selected organization/program.
- External users will be notified, if the notification option is enabled, that files are available for download once the users are logged into the application.
- The expiry date is mandatory on shared files. At the expiry date, the files will no longer be available to external users.



Download Demo (1/3)

Administrators and Managers can share files to be made available for download with their users.

Share File

Session Information
Administrator: martin.menard

*** Select an organization (required):**

If you want to view File Shared History for a specific organization, select one from the organization dropdown list, then go File Shared History page, otherwise leave the selection blank to view all records with any organizations.

*** Select a program (required):**

If you want to view File Shared History for a specific program, select one from organization dropdown list and one from program dropdown list, then go File Shared History page, otherwise leave the program selection blank to view all records with any programs of under selected organization or any organizations if leave organization selection blank.

*** Select users (required):**
You can move users between the Users Available list (left) and the Selected Users list (right) in order to select or deselect them:
- Select one or more users and use the < or > buttons to move them from a list to another
- To select all users at once, simply hit the << or >> buttons to move them from a list to another

Users Available: Selected Users:

>>

>

<

<<

*** English description (required):**

*** French description (required):**

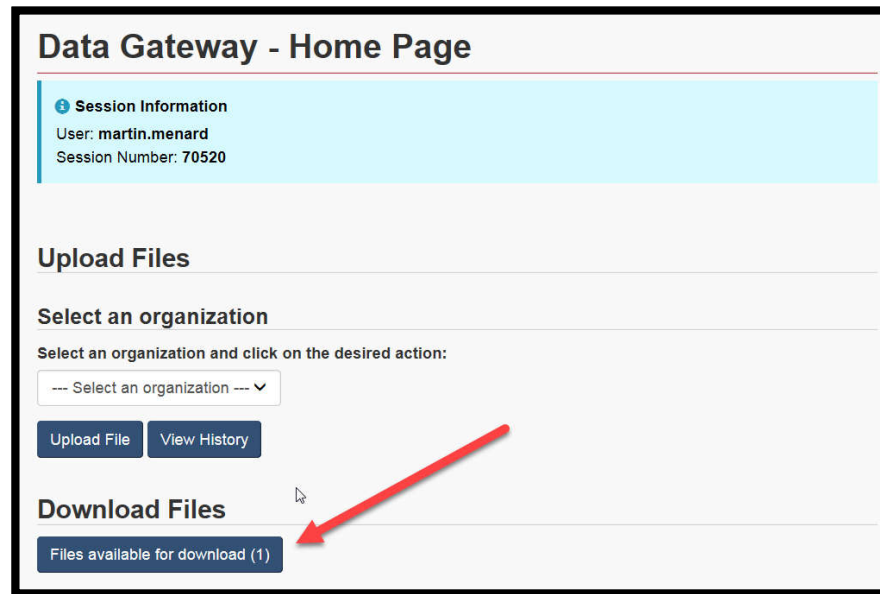
*** Select Files (required):**
 Browse...

To upload multiple files, click on the "Browse" button and use the SHIFT or CTRL key to select them. Please note that the total size of all the files selected cannot be over 100Mb)

File will expire in: *** Expiry Date (YYYY-MM-DD) (required):**

Share Now Reset Cancel

Download Demo (2/3)




On the client side, a button will appear and the file will be available for the user to download.

Download Demo (3/3)

Data Gateway - Download File

Session Information
User: martin.menard
Session Number: 70520

Click a file name to download it:

Date Shared	Shared By	File Name	Description	Organization	Program	File Size (KB)	Expiry Date	Delete File
2019-06-04 14:01	MARTIN MÉNARD	new 3.txt	Test2	Province de Québec	ACCOUNTABILITY	1	2019-07-10	

[Delete All Files](#)





Data Warehouse

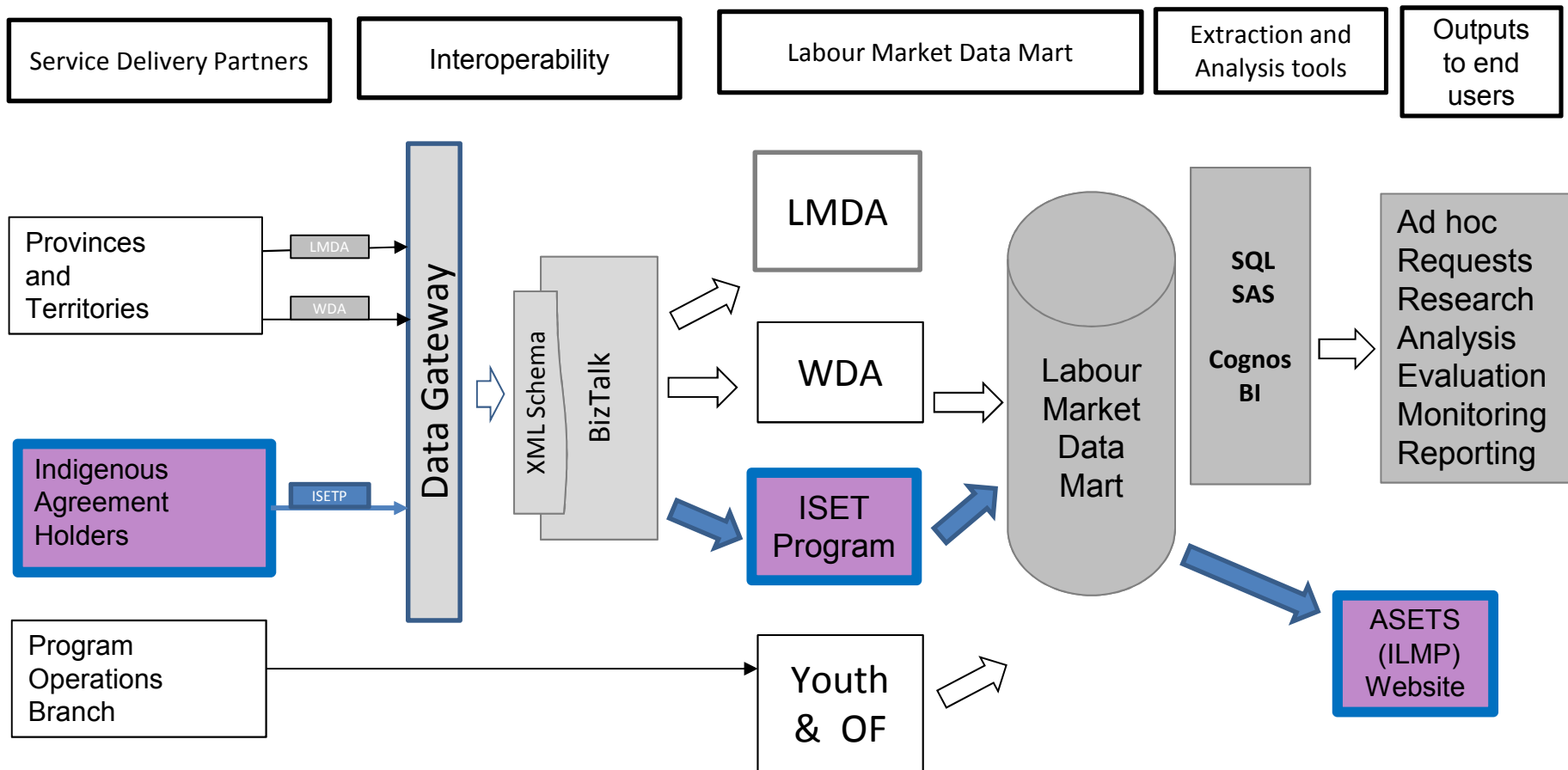
Marion Lemieux, Senior Business Analyst,
Management Information Systems Team
(MIST), ESDC

Data Warehouse for Labour Market Program Data

- The Data Warehouse project is designed to receive data from provinces/territories and Indigenous organizations to meet the needs of recently revised performance measurement strategies in agreements signed by ministers in March 2018 (winter 2019 for the Indigenous agreements).
- Brings the data for all of the main SEB labour market programs (LMDAs, WDAs, new ISET Program data) into one environment
- Allow data exchange standardization (XML)
- Supports timely reporting and data dissemination
- Stores information in a secure environment
- Connection to ASETS (ILMP) Website



Data Warehouse for Labour Market Program Data





ASETS (ILMP) Website

Guyline Girouard, Consultant, Indigenous
Affairs Directorate, ESDC

What is the ASETS (ILMP) website?

- The ASETS (ILMP) website is a public website that requires a username and password and has a customized reports section that offers users the possibility of generating their own analytical reports.
- These reports summarize the results of all AHRDS, ASETS, ISET Program, SPF and the FNJF Agreement holders across the country since April 1st, 1999.
- With the reports section, the Agreement holders in all provinces and territories are able to evaluate the progress accomplished by their own organizations and the others across Canada.



ASETS (ILMP) website - Main page

Government of Canada / Gouvernement du Canada

Search Canada.ca

Jobs | Immigration | Travel | Business | Benefits | Health | Taxes | More services

Home → [ASETS Internet](#) → Members

Messages

ASETS Internet

- Log Off
- Account
- Profile
- Change Password
- Agreement Holders Information**
- ISET
- SPF
- Reports
- Information Technology
- Publications
- FAQ

Aboriginal Skills and Employment Training Strategy (ASETS) website

To request access to the secure systems or to report a problem, please contact your [regional coordinator](#).

New Documents

- [E-mail - National Data Workshop 2019 - Logistics](#) [PDF 112 KB]
- [Xml Schema For the Indigenous Labour Market Programs \(ILMP\) - Updated On June 17, 2019](#)
- [Standard Data File](#)
- [Interventions Defined for the Aboriginal Labour Market Programs](#)

Quick Access

- [List of the Regional Access Coordinators](#)
- [Reports](#)
- [ALMP Data Guide](#)
- [The Partnership Handbook](#)

Date modified: 2018-09-11

ASETS (ILMP) website – Report section

Government of Canada / Gouvernement du Canada

Search Canada.ca

Jobs | Immigration | Travel | Business | Benefits | Health | Taxes | More services

Home → ASETS Internet → Reports → Create a Report

Report

Create a Report

AHRDS | **ASETS** | SPF 2010-2017 | SPF | FNJF | ADMINISTRATIVE

National reports (ASETS)

Report Category
National Totals By Region

Report Details
Total Results

Run

Regional reports (ASETS)

Region
Alberta

Report Details
Total Results

Run

ASETS Internet

- Log Off
- Account
- Profile
- Change Password
- ASETS Agreement Holders Information
- SPF Agreement Holders Information
- FNJF Agreement Holders Information
- Reports
- Information Technology
- Publications
- FAQ

Administrator

- Active/Inactive Agreement



Secure ASETS (ILMP)

Guylaine Girouard, Consultant,
Indigenous Affairs Directorate, ESDC

Liz King, Advisor, Indigenous Affairs
Directorate, ESDC

What is the Secure ASETS (ILMP) website?

- The Secure ASETS website provides the Social Insurance Number level information of the Status of Action Plans report of the ASETS website. The Agreement holders can use this website to view which client got a result and which one failed one or more validation rules.

The screenshot displays the 'Status of Action Plans Detailed Reports' page on the Secure ASETS website. The page header includes the Government of Canada logo and the text 'Government of Canada' and 'Gouvernement du Canada'. The main content area features a navigation menu with 'ASETS Secured' and 'Help'. Below the navigation menu, there are tabs for 'ASETS', 'SPF 2010-2017', 'SPF', and 'FNJF'. The main section is titled 'Please Select Report Details' and contains several dropdown menus for selecting report details: 'ASETS Agreement Holders (required)' with the value 'Aboriginal Community Careers Employment Services Society', 'Years (required)' with the value '2017 - 2018', 'Period (required)' with the value '12', and 'Category (required)' with the value 'Aggregate Report'. A green 'Run' button is located below the dropdown menus. At the bottom of the page, there is a link to 'Report a problem or mistake on this page' and a footer with 'Date modified: 2017-06-29' and the 'Canada' logo.

Secure ASETS (ILMP) - Example of a report

ASETS Secured

Log Off

Help

Messages

Status of Action Plans Detailed Reports

Aggregate Report

Category	Total
1. Action Plans with an Employed Result in the current year	793
2. Action Plans with a Returned to School Result in the current year	303
3. Action Plans with a pending result (monitoring continues)	532
3.1 EI Active claimants in the process of meeting 12 week-25% rule	82
3.1.1 Employed Result generated by the 12 week-25% rule when there is no result entered in the Action Plans	(0)
3.2 Former EI claimants with an opened action plan	62
3.3 Non-Insured Clients (CRF) with an opened action plan	332
3.4 Former EI claimants that do not have a result reported in their Action Plan but have a result date	56
4. Action Plans with data integrity issues according to the methodology	64
4.1 EI claimants that failed the 24-week rule	15
4.2 Non-Insured Clients (CRF) that failed the 24-week rule	25
4.3 Returned to School Result lost due to failing the 24-week rule	24
4.4 Active EI claimants with an Employed Result entered in the case-management system but failed the 12 week-25% rule	0
5. Action Plans with a repeat Employed Result in the current year and for the same program	124
5.1 Action Plans reporting an Employed Result for the same client by a different agreement holder	54
5.2 Action Plans reporting an Employed Result for the same client within the same agreement holder	70
6. Action Plans with a repeat Returned to School Result in the current year	9

